



## ProRecord

Compatibility: Requires iOS 7.1 or later. Compatible with iPhone, iPad, and iPod touch. This app is optimized for iPhone5, iPhone6, and iPhone6Plus.

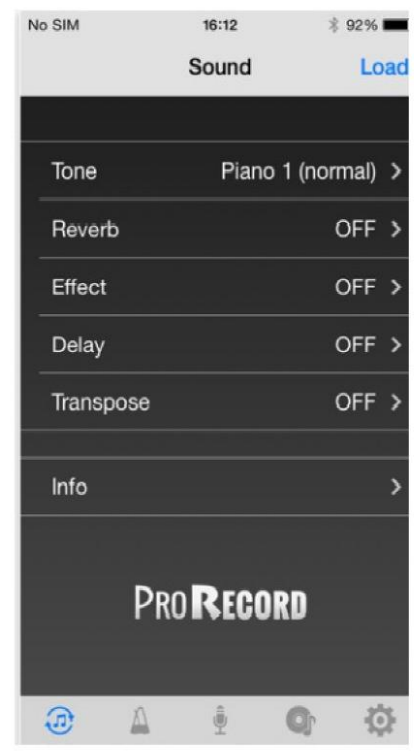
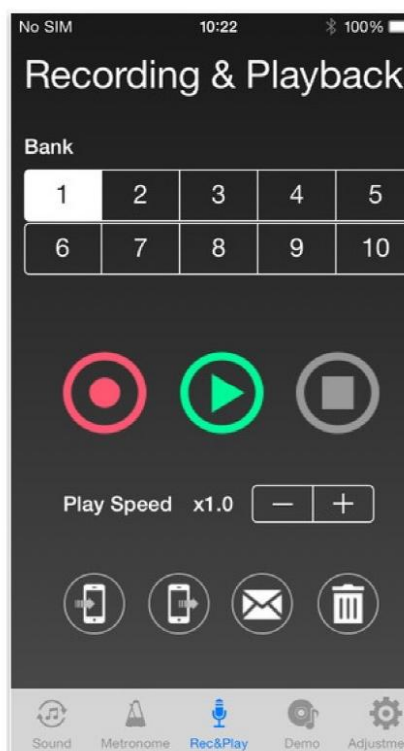
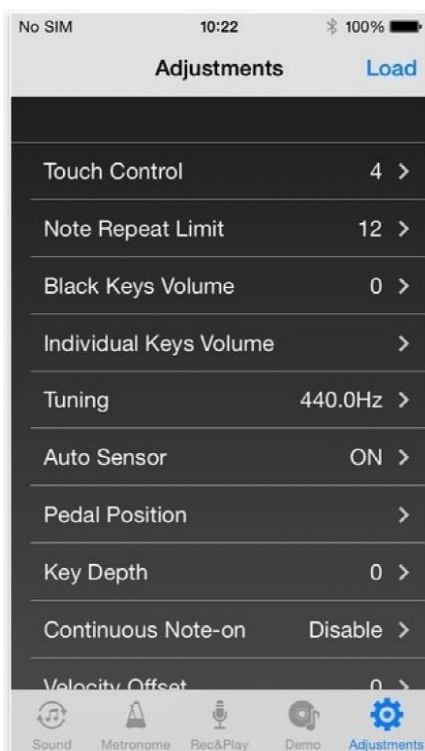
### Description:

You can get this App for free at the App Store! The App is currently available only in English.

ProRecord is a companion app for PianoDisc's ProRecord system that allows you to easily access and adjust ProRecord's settings such as volume, tone, and performance playback.

You can also save the performance data from ProRecord to your iPhone, where you can send it to someone else via email, or receive new performance data and play it back on your ProRecord system.

The ProRecord app supports iTunes sharing, and your performance data can also be managed through iTunes.



## **How to connect:**

*QuitTime ProRecord / ProRecord MIDI only:*

**PLEASE NOTE**<sup>1</sup>: In order to connect to your ProRecord system, both an Apple Lightning to USB Camera Adapter and a USB mini B cable are required.

**PLEASE NOTE**<sup>2</sup>: The MIDI interface must be connected before you launch the app!

*Apple Lightning to USB Camera Adapter:*



*USB mini B to USB Cable:*

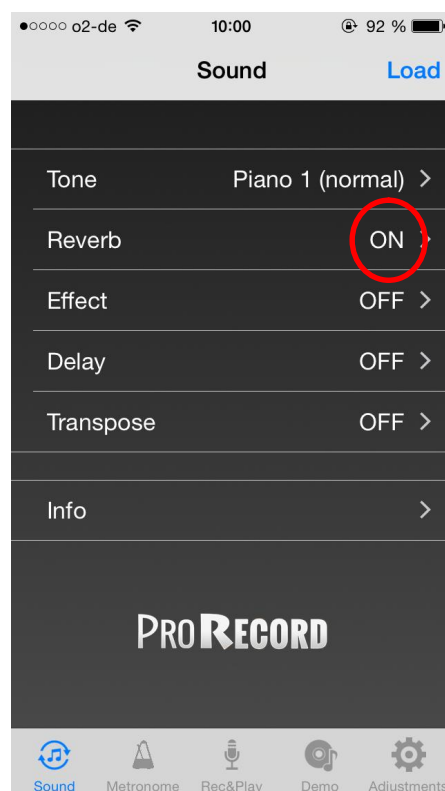
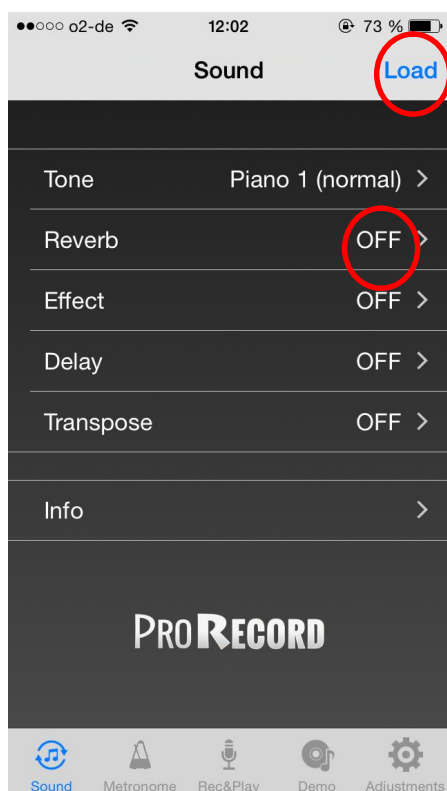


Connect the Apple Lightning to USB Camera Adapter to the USB mini B cable. Plug the cable into the ProRecord and then into your Apple device. Turn on the ProRecord MIDI Only or QuietTime ProRecord unit.

*iPhone 5s connected to a ProRecord (top) and to a ProRecord MIDI only (bottom)*



Now launch the app. The app should be launched only after the ProRecord has been calibrated, or otherwise your Apple device won't recognize it. Press "Load" in order to fully connect to the ProRecord. The Reverb setting should switch from "off" to "on" – this indicates that the connection works.



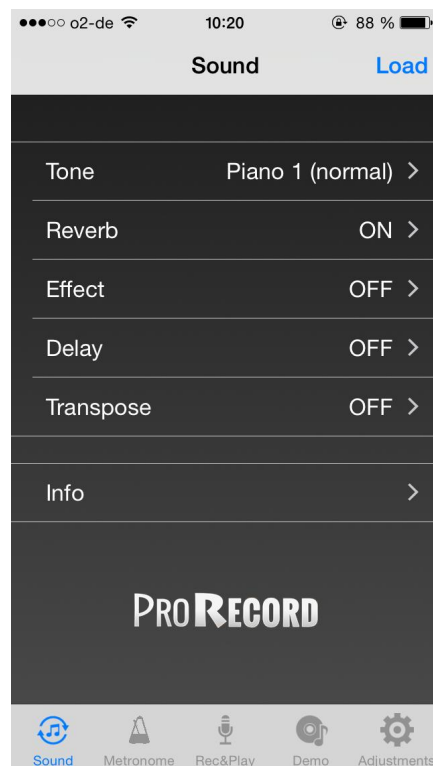
## Possible Settings:

You can now easily change all the settings through your Apple device instead of doing it manually.

For more information about each individual setting, take a look at the user guide.

- **Sound (for QuietTime ProRecord)**

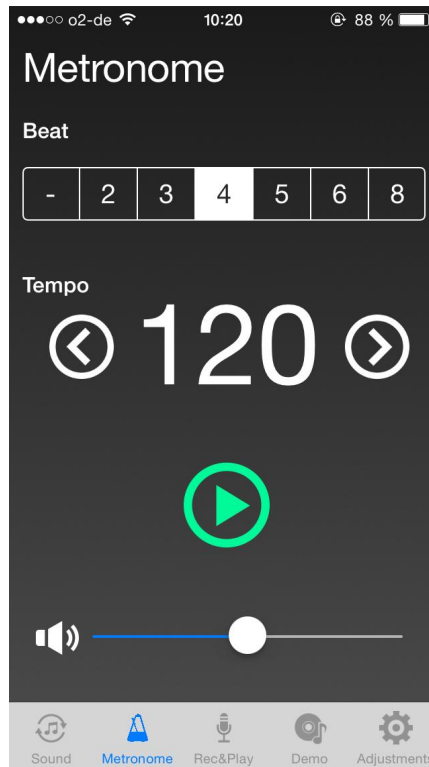
Adjust the sound settings: Tone, Reverb, Effect, Delay, Transpose\*\*.



\*\* may also apply to QuietTime ProRecord MIDI only

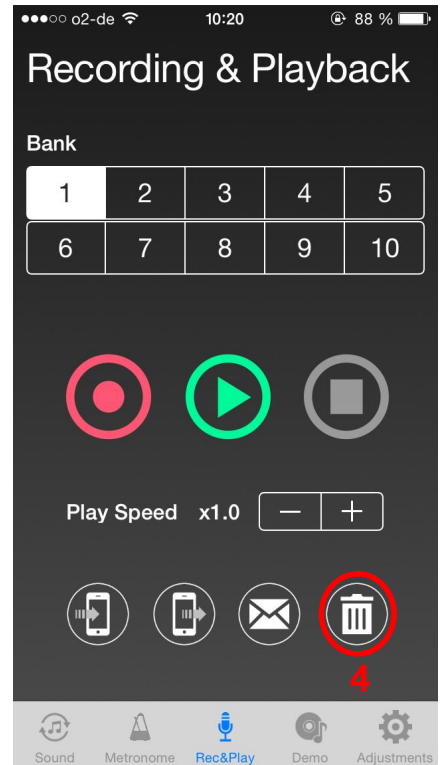
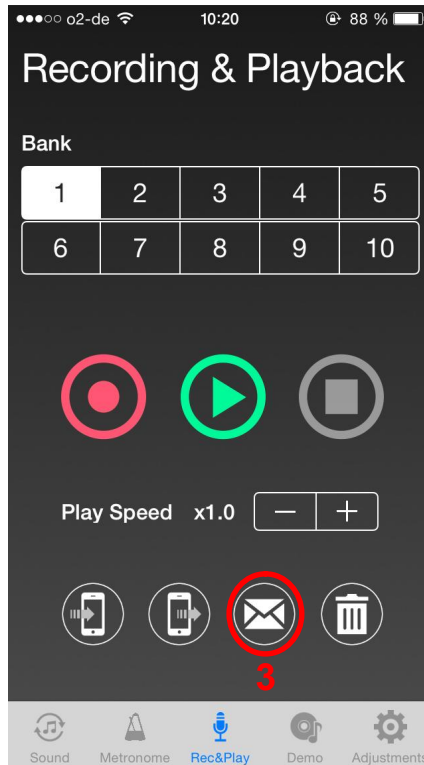
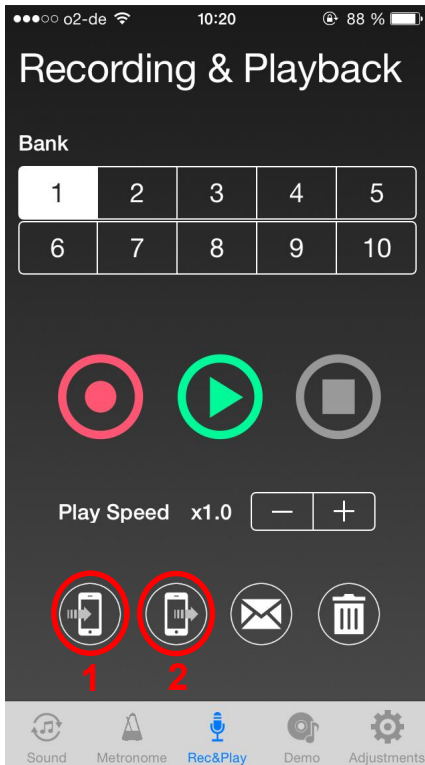
- **Metronome (for *QuietTime ProRecord*)**

Set the beat, tempo and volume and press play to run the metronome.



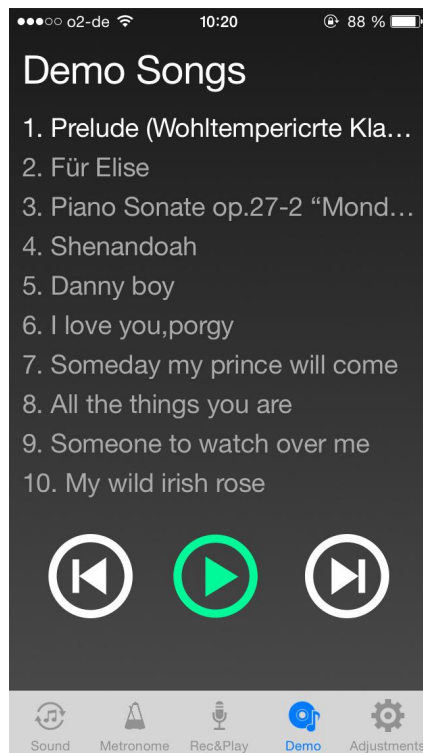
• **Rec&Play (For QuietTime ProRecord / ProRecord MIDI only)**

Choose the “Bank 1 to 10” of your choice to record your performance on the ProRecord or to play a previously recorded song saved your ProRecord device. With the ProRecord app, you are also given the opportunity to save your recordings from ProRecord to your Apple device by choosing the concerning “Bank 1 to 10” and pressing button (1). The button next to it (2) copies your performance data of choice from your Apple device into the ProRecord memory bank you choose (“Bank 1 to 10”). By pressing the envelope button (3), you can send your chosen performance data (“Bank 1 to 10”) to someone else via email. If you want to delete a specific performance data, select it and press the delete button (4) on the right.



- **Demo songs** (*For QuietTime ProRecord / ProRecord MIDI only*)

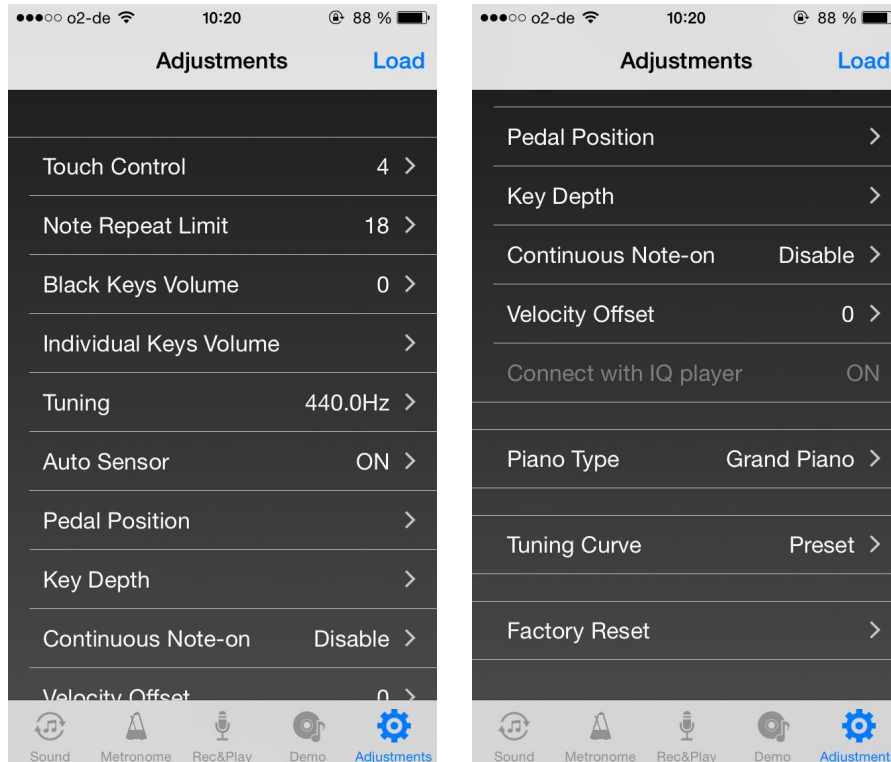
Choose a demo song of your choice and press the play button to play it.



- **Adjustments (For QuietTime ProRecord / ProRecord MIDI only)**

Adjust the following settings to your desires: touch control, note repeat limit, Black keys volume, individual keys volume, tuning, auto sensor, pedal position, key depth, continuous note-on, velocity offset, connect with IQ player, piano type, tuning curve, factory reset.

*For more information about each individual setting, take a look at the user guide.*



Specifications valid at the time of going to press. We retain the right to make changes.

**For further information please contact:**

PianoDisc Europe GmbH – Schönweißstr. 16 – 90461 Nuremberg – Germany  
Tel. 0911-443035 – Fax 0911-443028 – Web: [www.pianodisc.eu](http://www.pianodisc.eu) - E-Mail: [info@pianodisc.de](mailto:info@pianodisc.de)